

CASE II
AGRICULTURE
THE HEART OF FARMING BEATS RED

MAXXUM CVT

110 - 131HP TRACTORS



CASE IH MAXXUM CVT

IT'S ONLY AVAILABLE IN RED

After more than 170 years we remain true to our vision of providing the farmers of tomorrow with agricultural machinery that is always an innovative, reliable and profitable investment.

For more than 170 years Case IH has played a major role in shaping agriculture, with legendary brand names that include Case, International Harvester and David Brown. As the inventor of the power take-off, Axial-Flow single rotor threshing and the hydraulic reversing gear, and as the pioneer of the continuously variable transmission, the Case IH heritage goes on.

The pioneering vision of our forebears remains at the heart of every Case IH product to this day. It is with the same passion that we develop and produce agricultural machinery in Europe and across the world. More than one hundred thousand Case IH machines in operation are testament to our dedication to meeting and exceeding the expectations of farmers across the world.

This wealth of experience has given us the opportunity to listen to you and design products that deliver precisely what you need. Our drive for innovation has led us to devise advanced technological solutions to constantly drive up our machines' performance and productivity whilst making them easy to use and increasingly profitable. We strive tirelessly for perfection, achieving high quality in everything, down to the smallest detail. We demand of ourselves and our dealers the same high level of quality in the service we provide together to our customers.

MAXXUM CVT – TECHNOLOGY THAT WORKS FOR YOU

To be successful in your farming business you need your machines to be powerful, easy to use and capable of performing at their best in the toughest conditions. You need technologies that cut your fuel consumption and operating costs. You need to work fast and efficiently. In short, you need technology that works for you and maximizes your efficiency - technology you don't even notice, such as the CVT transmission, APM Automatic Productivity Management and the Case IH Efficient Power SCR engine technology from FPT Industrial, all featured in the new Maxxum CVT Series.

STRONG, ROBUST AND TAILOR-MADE

An extensive range of options including front loaders, front linkage and PTO, industrial or agricultural tyres means Maxxum CVT tractors will arrive fully equipped and ready to work. In addition, cab versions can be customised with performance monitors and ISO connector to enable data transfer between tractor and implement to suit the task.





Model Number	RATED ENGINE POWER kW/hp@2,200 RPM	MAX. ENGINE POWER WITH POWER MANAGEMENT kW/hp@1,800-1,900 RPM	ENGINE CAPACITY (cm ³)	NUMBER OF CYLINDERS
MAXXUM 110 CVT	81/110	105/143	4,485	4
MAXXUM 120 CVT	89/121	113/154	4,485	4
MAXXUM 130 CVT	96/131	120/163	4,485	4

Every Case IH Maxxum CVT tractor sends a strong message to the world; the powerful design of a king of the fields, the modern styling with its rounded shapes combining style and power, every detail engineered to perform for you. Every time you climb into the cab and drive, you experience the power of technology at its best.

THE POWER OF TECHNOLOGY

When you work with the Maxxum CVT every day you discover the power of technology at its best.




COMFORTABLE SURROUND VISION CAB

The new Maxxum CVT features the “Surround Vision” cab, which offers the best comfort and ergonomics. It is the biggest in its class and, with a 5.78 m² glazed area, it provides the best allround visibility. The four-post design and integrated roof window offer unobstructed views of the implements, with a 105 degree viewing area to the front - ideal for front loader work. The industry leading low noise levels, at 69 dB(A), and cab suspension set new standards of comfort.

INTUITIVE TECHNOLOGY, EASY TO CONTROL

The intuitive controls put pure power at your fingertips, giving you effortless control and stress free operation. Master your tractor's performance with the proven and ergonomic Multicontroller, the precise instrumentation and clear displays, delivering power exactly where it's needed, when it's needed.





1 **ADVANCED ENGINE TECHNOLOGY**

The engines deliver a true power boost with 10% more power at just 1,900 rpm with exceptionally low fuel consumption. The turbocharged and intercooled 4-cylinder engines, with 4.5 litre capacity and electronic common rail injection, combine this powerful and efficient performance with exceptional strength and reliability.

2 **EFFICIENT TRANSMISSION TECHNOLOGY**

The new, highly efficient CVT transmission takes you from 0 to 50 kph smoothly and without torque interruption. The Active Stop feature prevents the tractor from rolling back on the steepest slopes, even with fully loaded trailers, and allows you to pull away effortlessly without using clutch. The double clutch technology DKTTM (Doppel Kupplungs Technologie) enables you to shift working ranges seamlessly, optimising transmission performance to deliver a smooth ride and high fuel efficiency.

3 **HYDRAULICS DELIVER POWER WITH PRECISION**

The hydraulic system is powered by a closed centre load sensing pump, delivering up to 125 litres per minute. The rear linkage lifts up to 7,864 kg with ease. Up to 7 remote valves can be supplied. Front hitch and front PTO are available for best productivity.

4 **THE SUSPENSION MAKES ALL THE DIFFERENCE**

The suspended front axle enhances the operator's comfort by providing a smooth ride. The driver experiences less pitching when travelling at speed with mounted implements. A suspended cab is also available for operators wanting the ultimate in-ride control.

5 **AFS – ADVANCED FARMING SYSTEMS (OPTIONAL)**

Our AFS systems enable you to maximise your efficiency, with the ability to connect ISOBUS implements for greater interactive control of their performance from the cab, and auto guidance solutions that operate with pinpoint accuracy. You can also adjust vehicle settings quickly and easily for various implements and different working conditions.





MAXIMUM COMFORT

Enjoy the comfort of the quiet and air conditioned cab. Unsurpassed sight lines and perfect ergonomic controls are all part of the Maxxum CVT cab design. Designed with operator comfort and productivity in mind, the cab features Surround Vision with 5.78 square metres of glass and a high visibility roof window for unobstructed views in all directions. The combined effect of a top quality seat, cab suspension, front axle suspension and front and rear linkage suspension has been proven to cut vibration levels significantly and maximise driver comfort. The steering wheel can be tilted and adjusted telescopically so you are always sure to adopt the healthiest driving posture. Noise levels of just 69 dB(A) are similar if not better than those in modern cars!

LESS NOISE. LESS FATIGUE. MORE COMFORT. MORE PRODUCTIVITY.

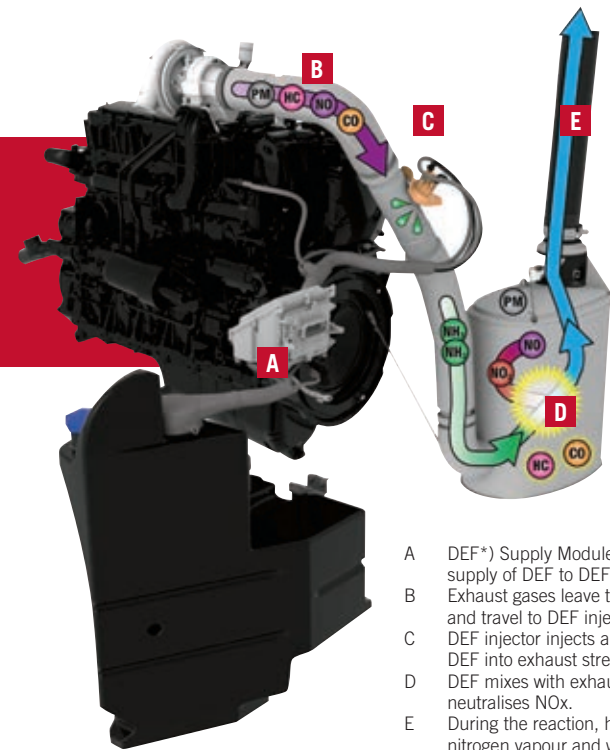
Our Surround Vision™ cab combines panoramic views with the lowest noise levels and intuitive controls to reduce fatigue and increase productivity, season after season.

ENHANCED PERFORMANCE - ADVANCED CONTROL SYSTEMS

Maxxum CVT tractors feature the ultimate operator interface. The Multicontroller armrest with ICP intuitive control panel, integrate all the tractor key functions in the palm of your hand, while the A-post mounted instrument panel keeps you informed on the tractor performance at a glance. Here you have everything you need in one place; speed selection, direction changes, throttle, Headland Management Control, electronic remote valves, front and rear hitch controls and much more. With a clear view of the instrument displays on the right-hand A post, the Maxxum CVT provides an operator-friendly environment that gets even a novice driver working effectively on day one.



PERFORMANCE MADE SIMPLE POWERFUL ENGINES



- A DEF*) Supply Module controls the supply of DEF to DEF injector.
- B Exhaust gases leave the turbo outlet and travel to DEF injector location.
- C DEF injector injects a light mist of DEF into exhaust stream.
- D DEF mixes with exhaust gas and neutralises NOx.
- E During the reaction, harmless nitrogen vapour and water vapour is released through the exhaust stack.

*) DEF - Diesel Exhaust Fluid or AdBlue

Maxxum CVT tractors feature engines designed for power and fuel efficiency. The three tractor models feature four-valve, 4.5 litre turbocharged, intercooled engines with electronic common rail injection ranging from 110 to 131 horsepower. The engines deliver maximum torque at engine speeds as low as 1,500 rpm in all applications. They are designed to generate maximum power at 1,800-1,900 rpm. All Maxxum CVT models feature the proven Case IH SCR technology, developed by FPT, that lowers emissions whilst increasing performance and efficiency. The 600 hour service intervals - the longest in the industry - save time and money.

A BOOST WHEN YOU NEED IT

Electronic power management of up to 20 horsepower means you have more lugging ability in tough conditions. The constant power range of up to 600 rpm means work rates can be maintained with lower engine speed, less noise and more efficiency. To minimise fuel consumption, the idle engine speed is automatically reduced by 200 rpm when the tractor is at a standstill and no additional power is required by implements.

LOW EMISSIONS WITH LOW OPERATING COSTS

The SCR after-treatment system reduces NOx (nitrogen oxides) in the exhaust through a chemical reaction with AdBlue diesel exhaust fluid that breaks them down into nitrogen and water. As it is an after-treatment system, combustion is optimised in the engine, cutting down particulate matter and maximising power and performance.

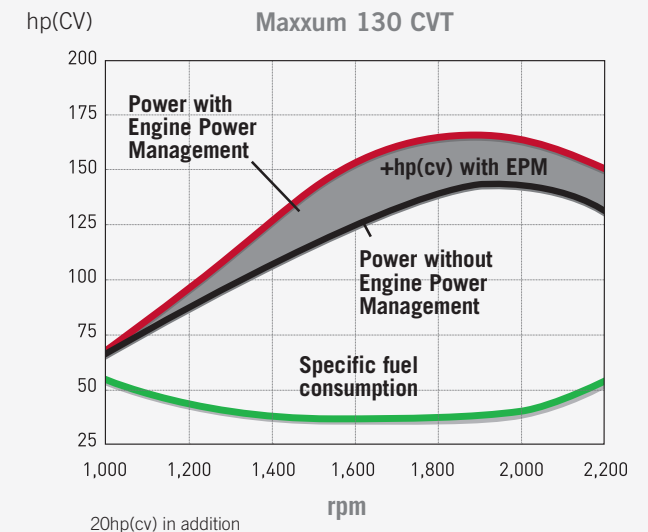
The result: low emissions, low fuel consumption, high efficiency, high power. Your bottom line, on average, up to 10 percent lower operating costs.

BIG TANKS FOR LONG DAYS.


The fuel and AdBlue tanks allow for long work periods between refills. The wide filler opening enables you to refuel easily and quickly from ground level, eliminating fuel spillages. A sensor indicating the presence of water in the fuel and a tank guard are standard on all models. Maxxum CVT models feature 175 litre fuel tank and 37 litre AdBlue tank.

ECO DRIVE™ - THE INTUITIVE WAY TO SAVE FUEL

Using the ECO lever the driver can fix a certain minimum and maximum engine speed to match the engine performance and efficiency to each job. Then the Maxxum CVT watches for optimum fuel efficiency.







CVT transmission - stepless drive between 0-50 kph



Active Stop holds the tractor stationary without applying brakes



Double clutch technology DKT™ (Doppel Kupplungs Technologie)

THE MAXXUM CVT TRANSMISSION

The Maxxum CVT Efficient Power models feature a CVT transmission with DKT Double Clutch Technology to deliver a smooth ride and the best fuel and power efficiency. The APM Automatic Productivity Management works behind the scenes to keep fuel consumption down to a minimum. By coordinating the engine, transmission and PTO with the Multicontroller or the travel pedal you achieve the ideal balance of fuel efficiency and power.

STEPLESS PRODUCTIVITY

CVT technology is backed by Case IH's engineering expertise, developed over the years at the home of the Maxxum CVT - our European manufacturing headquarters in St Valentin, Austria. The drive train delivers power efficiently from creep speeds all the way up to 50 kph at a smooth and quiet 1,750 engine rpm. In economy mode, a 40 kph cruising speed is achieved at a fuel-saving 1,600 rpm.

SMOOTH RIDE

The DKT™ Double Clutch Technology enables smooth gear changes with no interruption in the flow of power. This results in better acceleration and better fuel efficiency.

OPTIMUM EFFICIENCY

All CVT models feature APM Automatic Productivity Management, a system that has proven its efficiency in the bigger Case IH tractor models. APM reduces the engine revolutions automatically as soon as the full power of the engine is no longer needed.

ACTIVE STOP

The CVT transmission remains in control when the tractor is at a standstill. Its Active Stop feature holds the tractor and its load stationary, even on a steep incline, and enables you to pull away effortlessly without using the clutch and brakes.



PURE VERSATILITY — CHOICE OF PTOs



A - rear PTO management, B / C - front / rear PTO



The Maxxum CVT's PTOs are designed to maximise efficiency, economy and versatility. All models are available with 540/540E/1000 rpm rear PTO. The rear PTO is driven directly from the engine flywheel, transmitting power most efficiently for all your jobs. The soft start PTO gradually increases torque to provide a smooth start and protects your machinery and implement drive shafts. You can double your productivity, operating front and rear implements, with the optional front hitch with PTO.

FUEL ECONOMY

The PTO is designed to eliminate the loss of power from the transmission, as it is driven directly from the engine flywheel. The 540E Economy PTO further increases fuel efficiency as it operates at 1,546 rpm - that's at 20% lower engine speed.

SMOOTH START

The soft start feature gradually increases torque when the PTO is engaged as soon as the sensors detect a high starting inertia, ensuring a smooth start. A hydraulic brake makes sure implements don't keep running once the PTO is switched off.

EASY OPERATION

The PTO management system takes care of switching the PTO on and off according to the mounted implements position, automatically turning off the PTO when the hitch is raised and engaging again when it is lowered.

PURE FLEXIBILITY

With a choice of two 3-speed PTO versions for operating slurry pumps, round balers, plus a ground speed PTO for special trailed equipment, you have the right tractor for every task.

TWICE THE PRODUCTIVITY IN ONE GO

Achieve twice as much in a single pass with a front hitch and PTO, operating front and rear implement combinations. No job is too big for the Maxxum CVT, with the Cat II front linkage and 1,000 rpm PTO fully integrated into the tractor, delivering a maximum lift capacity of 3,100 kg.



MAXIMUM POWER TO THE GROUND

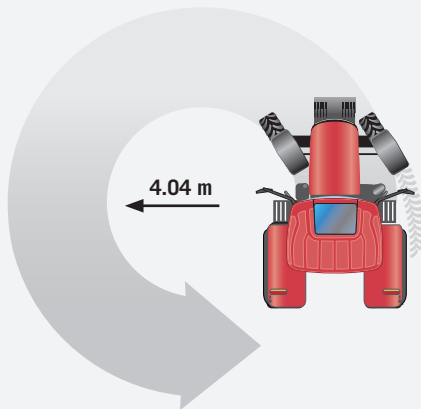
Maxxum CVT tractors offer excellent power to weight ratios down to 30 kg/hp for outstanding performance, optimum ground protection and better profitability.

Those models give you power and the means to harness it and control it with ease, from the traction management system to a host of features that improve steering, braking and safety on the road, in the field and around the yard.





Front axle suspension available



PROVEN DRIVELINE SPECIFICATIONS

Faster and smoother operation is possible on the Maxxum CVT without compromising safety or placing undue stress on the operator. The excellent power-to-weight ratio, combined with Auto 4WD, Diff Lock and Hitch Ride Control, results in maximum traction and minimum compaction. Auto 4WD and Diff Lock disengage and engage automatically when needed, on tight corners for example, when braking or according to the hitch position and forward speed. The hitch ride control shock damping system reduces bounce and improves the stability of heavy implements during transport, ensuring a safer and smoother ride.

FRONT AXLE SUSPENSION

The suspended front axle provides a more comfortable ride, increased traction and greater fuel efficiency.

POWERFUL ALL-WHEEL BRAKING

Maxxum CVT tractors feature heavy duty, maintenance free, oil immersed disc brakes, and 50kph models are fitted with front brakes for additional braking power. In addition, hydraulic and air brake systems are available for trailers.

IMPRESSIVE TURNING CIRCLE

Due to their compact engine dimensions, Maxxum CVT tractors have an extremely tight turning radius.

The dynamic fenders give these tractors an additional 30% in steering angle for really superb handling characteristics.

TYRES TO SUIT YOUR APPLICATION

Maxxum CVT can be specified with factory fitted row crop tyres for vegetable growers, industrial block pattern tyres for continual road work or conventional agricultural tyres.

RUGGED POWER WITH PRECISION CONTROL

At the heart of the hydraulic system is the high capacity, pressure flow compensating, variable displacement piston pump that delivers up to 125 litres/minute through a power beyond port or up to 100 litres/minute to any of the single remote valves. A priority valve diverts flow to the steering circuit, as required, ensuring a fast and efficient response whilst the maximum oil flow is available to external circuits.

POWERFUL REAR HITCH

- With a lift capacity of up to 7,864 kg, you can run the heaviest implements on your Maxxum CVT. The hydraulics and linkage controls are easy to use and, if you are working alone, you will be pleased with the features provided outside the cab to help you connect equipment, such as the fender-mounted hitch and PTO controls for single-handed implement attachment.
- All Maxxum CVT tractors feature Electronic Hitch Control to automatically adjust the height of the hitch according to the draft load. The Hitch Ride Control system absorbs the bouncing of mounted implements.
- Up to 4 rear and 3 mid-mounted electronic remote valves are available. The oil flow rate and time period of valve operation can be set for each individual remote valve using the right-hand Multicontroller armrest.
- The Front Hitch Management is ideal in combination with the front PTO. With a maximum lift capacity of up to 3,100 kg, the front hitch is equipped with two double-acting cylinders. The position of the new optimised hitch frame can be set to float with equipment that needs to hug on the ground, such as mowers, for example.





HORSCH

25

KEEP DRIVING!

When there's a busy day ahead of you, the last thing you want is to waste time on servicing your tractor. When you run a Maxxum CVT tractor, daily checks and regular maintenance are easy and quick. For example, the new swing-out radiator package is easy to clean and the air filter is conveniently located for quick inspection. Just make your quick checks and drive off!

DON'T WASTE PRECIOUS TIME AND MONEY ON SERVICE

MAXIMUM UPTIME, MINIMUM SERVICE COSTS

The Maxxum CVT with Efficient Power technology keeps you working, reducing maintenance and costly downtime to a minimum. The long, 600 hour service intervals are just one of the many features that drive down your maintenance and service costs.



QUICK AND EASY CLEANING

Radiators can be folded out for cleaning purposes.

EASY ACCESS TO SERVICE POINTS

The one-piece engine hood is lifted by a gas-filled piston and can be set in two positions (45 and 90 degrees), even with a mounted front implement.

EASY TO FILL UP

The fuel and AdBlue-tank are accessible from the ground level.





SYSTEMS APPROACH

When you buy a Case IH machine, you can be sure not only that you're buying the best product, but also that you've got the best dealer back-up behind you. Case IH dealers can offer advice on selecting and financing the right machine, will ensure they deliver what you need when you need it, and will then continue to back you and your equipment with the service and spare parts backing you'd expect from a name as trusted as Case IH.



IT'S LIKE HAVING A PARTNER BESIDE YOU ALL SEASON

Case IH has more professionals in the field working alongside producers than anyone else – two out of three Case IH employees work right where you do. Case IH dealers have the know-how to help you manage your equipment investment to get the most out of every dollar. Our parts and service technicians have the skills and expertise it takes to maintain your equipment and keep it operating at peak performance. And CNH Capital can work with you to customise financing solutions that fit your unique needs. It's an entire system with only one goal in mind – to keep you up and running, working the way you want.



STANDARD REDCOVER PLUS PROTECTION PLAN (SPP)

At Case IH we understand the importance of your product being serviced and maintained in good working order when it counts. We recognise you expect your product will deliver on the ever increasing productivity demands. Case IH customers deserve the additional peace of mind of knowing your product is covered should the unexpected occur with 3 years / 3000 hour standard REDCover Plus Protection Plan (SPP).



OFFERING FINANCIAL SOLUTIONS FOR MORE THAN 50 YEARS

CNH Industrial Capital's extensive experience in the agricultural industry has created a deep understanding of your unique needs. Competitive equipment financing with flexible payments can be timed to your cash flow. Or, conserve capital and reduce upfront payments with operating lease options. For other needs, choose from commercial revolving accounts specific to the agricultural industry. We can even help you protect your equipment investment with a wide variety of insurance and equipment protection products. There are financing options that fit the way you farm. CNH Industrial Capital helps you find them.



MADE IN AUSTRIA BUILT WITH PASSION

Every Case IH Maxxum CVT carries the flag for Austrian engineering and manufacturing excellence. Home to the Case IH European headquarters, the St Valentin plant relies on the passion and expertise of its engineers and production workers, as well as its state-of-the-art assembly lines to produce 28 different tractor models ranging from 86 to 228 hp with the highest quality and precision. 90% of tractors produced in St Valentin are exported, carrying its culture of excellence around the world.

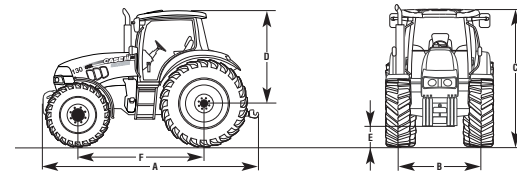
AWARD-WINNING ST VALENTIN

The CNH tractor plant in St. Valentin, Austria performs impressively in the annual World Class Manufacturing (WCM) audit. A success attributed to world-class production and highly-qualified employees. WCM stands for competence, quality and performance of enthusiastic staff. Processes are optimised and testing as well as controls follow strict regulations which go far beyond common standards. The clear focus is to deliver machines which are ideal for the individual farmer.



MAXXUM CVT SERIES TRACTOR SPECIFICATIONS

TRACTOR MODELS	MAXXUM 110 CVT	MAXXUM 120 CVT	MAXXUM 130 CVT
CASE IH ENGINE DEVELOPED BY FPT			
Fuel management / Aspiration / Emission level	Common rail, 4-valve diesel engine with electronic fuel management system / turbocharged with intercooler / Stage IIIB compliant		
Capacity (cm ³) / Number of cylinders	4,485 / 4	4,485 / 4	4,485 / 4
Rated engine power ECE R1203 (kW/hp)	81 / 110	89 / 121	96 / 131
Rated engine power ECE R1203 Power Management1) (kW/hp)	96 / 131	103 / 140	110 / 150
Rated engine speed (rpm)	2,200	2,200	2,200
Maximum engine power ECE R1203 (kW/hp) @ 1800/1900 rpm	89 / 121	98 / 133	105 / 143
Maximum engine power ECE R1203 Electronic Power Management1) (kW/hp)	105 / 143	113 / 154	120 / 163
Maximum torque ECE R1203 (Nm @ 1500 rpm)	498	549	590
Maximum torque ECE R1203 - Electronic Power Management1) (Nm @ 1500 rpm)	590	634	676
Torque rise Standard / Electronic Power Management1) (%)	41 / 41	41 / 42	41 / 41
Fuel tank, capacity - fuel/urea(litres)	175 / 37	175 / 37	175 / 37
TRANSMISSION			
CVT Continuously variable transmission 50 kph Eco or 40 kph Eco	•		
Powershuttle	•		
Rear axle diff-lock type	Multi disc wet plate with management system		
Service brake	Hydraulically operated wet disc brake, self adjusting		
FOUR-WHEEL DRIVE AND STEERING			
Four-wheel drive engagement	Electro-hydraulic with Auto 4WD and Auto Diff lock*		
Steering angle (°)	55		
Optimum turning radius (m)	4.04		
POWER TAKE OFF			
Type	Shiftable with progressive electro-hydraulic engagement		
Speeds (rpm)	540 / 540E / 1,000	540 / 540E / 1,000 or 540E / 1,000 / 1,000E	
Engine speeds (rpm)	1,969 / 1,546 / 1,893	1,969 / 1,546 / 1,893 or 1,592 / 1,893 / 1,621	
Ground speed PTO	○		
Front PTO* (rpm) / Engine speed (rpm)	1,000 / 1,895		
HYDRAULIC SYSTEM			
Max. pump flow and system type main hydraulic	125 l/min with closed center load sensing hydraulic pump		
Rear linkage draft control	EDC (electronic draft control) with hitch ride control		
Maximum lift capacity at ball ends with arms horizontal (kg)	7,864		
Rear remote valve configuration	Up to 4 electronic remote valves - programmable using Multicontroller, power beyond, up to 3 mid-mounts (electronic remote valves)		
Rear remote valve configuration, option	3 or 4 mechanical remote valves		
Front hitch* max. lift capacity (kg)	3,100		
WEIGHTS* DIMENSIONS2) WITH CAB 4WD			
Minimum weight (kg)	4,990		
Permissible total weight (kg)	9,000		
A : Overall length inc. weight pack and rear linkage (mm)	4,307		
B: Minimum width (across steps) / C: Overall height (mm)standard	2,205 / depends on tyre size		
D: Height at centre of rear axle to top of cab (standard cab, suspended cab, low roof, suspended low roof) (mm)	2,100 / 2,150 / 1,995 / 2,045		
E: Max. ground clearance under drawbar (mm)	480		
F: Wheelbase standard / suspended front axle (mm)	2,402 / 2,454		
STANDARD TYRES*			
Front / Rear	480/65R28 / 600/65R38		



* Include complete loader with choice between standard or shelf leveling. 2x mid mount valves with rapid coupler. Loader Joystick Integrated in RH operator Console. • Standard ○ Optional - Not available *)Developed by FPT Industrial



    caseih.com

SAFETY NEVER HURTS!TM Always read the Operator's Manual before operating any equipment. Inspect equipment before using it, and be sure it is operating properly. Follow the product safety signs, and use any safety features provided. CNH Industrial Australia Pty Ltd reserves the right to make improvements in design and changes in specifications at any time without notice and without incurring any obligation to install them on units previously sold. Specifications, descriptions and illustrative material herein are as accurate as known at time of publication, but are subject to change without notice. Availability of some models and equipment builds varies according to the country in which the equipment is used. ©2016 CNH Industrial Australia Pty Ltd. All rights reserved. Case IH, its respective logos and the red, black and grey color scheme, as well as corporate and product identity used herein, are trademarks of CNH Industrial N.V. and may not be used without permission. Case IH is a trademark registered in the United States and many other countries, owned by or licensed to CNH Industrial N.V., its subsidiaries or affiliates. Printed in Australia. www.caseih.com 17AUSMAX002

CASE IH
AGRICULTURE
THE HEART OF FARMING BEATS RED